

What to Expect

Family Portrait Sessions | For a stress-free experience



Your portrait experience is broken up into three different acts

Act I: Pre-Session

Act II: The Session

Act III: Post-Session



Act I: Pre-Session

This is the planning phase.

Contact is made. I try to make myself available in different ways.

CONTACT DETAILS:

photo@kaitlinroten.com

(972) 798-8906 (text or call)

Kaitlinroten.com

Facebook: Kaitlin Roten Photography

IG: Kaitlin Roten



Choose a Date and time



TIME OF DAY IS IMPORTANT

I'm a natural light specialist because I believe that natural light, from the sun and its reflections, create photographs that feel fresh, timeless and truest to you.

I begin all portrait sessions one to two hours after sunrise or two hours before the scheduled sunset during "the golden hour," when the light is the dreamiest. Use a sunrise/set calculator online to determine the scheduled sunset for the date and location you'd like to do your session. Then, just add one-two hours to the rise time or subtract two hours to figure out your start time. Remember, the sunrises and sets much later and earlier during the colder months

of the year and much later during the warmer months, so make sure to factor that in when choosing your portrait session date, especially if you're taking off work or have evening plans afterward. To get the most out of your session, please plan a buffer when getting ready so you can arrive a few minutes early to your session and be ready to start on time.

I'm only able to shoot when natural light is still in the sky, so I'll want to take advantage of every minute we have together before the sun goes down. I provide these times when you contact me with dates so that you know when the best time would be.

Planning your session

1

After you've made contact, we'll need to set a date
Set you up in my system which officially books you into the calendar
(The payment of your invoice is due to secure you in my calendar)

2

Receive the exclusive Kaitlin Roten Photography Style Guide
(A 20-page magazine that tells you what to expect, what to wear, and what to bring)

3

Talk about any space in your house that you're looking for photo products
(You can give me dimensions and I can put it into my custom wall art gallery program)

4

Work together to find a location that fits you style
(You can also go to the top of my blog and search "location")

5

Answer any questions about what to wear
(You can also go to the top of my blog and search "what to wear" if you need more help)




Location Ideas



Vitruvian Park

Architecture elements, greenery, fields, and a small creek. Suggestion for all types of sessions.

Address: 3875 Ponte Ave, Addison, TX 75001



Friends of Furneaux creek

Greenery, beautiful native flowers and weeds, wildflowers in spring and early summer. Suggestion for all types of sessions.


Address: Close to the intersection of Hebron Parkway and Arbor Creek Drive



First United Methodist Church

Architecture elements, greenery, fields. Suggestion for all types of sessions


Address: 2201 E Hebron Pkwy, Carrollton, TX 75010



Frisco Central Park

Western-themed sculptures, trails, amphitheater, and a small creek

Address: 3155 Parkwood Blvd, Frisco, TX 75034



AW Perry Museum

Architecture elements including a wooden barn, fields. Suggestion for all types of sessions

Address: 1509 N Perry Rd, Carrollton, TX 75006



Think Outside the Box for a Location!

You might have access to a special or otherwise off-limits location! You can ask around in your social and business circles to see if someone would let you use a place they have access to. The sky is the limit! You'll be surprised what you can come up with – I've been amazed at some of the awesome locations myself or my clients have gotten access to. Maybe it's a private estate, a country club, a ranch, or resort. You'll never know until you ask!





YOUR SESSION!!!!

I provide a TON of help for your session! I usually start the session by everyone walking towards the camera with very detailed explanation like "hold your dress on the side and with the other hand..." Then after that build from there.

It's really easy, so this usually helps people who don't like to be in front of the camera because they don't know what to do - I totally help every little step of the way!

Think of me as your professional posing coach!



Posing help

I do not expect you or your kids to perform for an hour to two hours straight! If you are sensing your kids need a break, just let me know, and we can take give them a break while I photograph you and your spouse or another one of your kids individually.


Your viewing party!!!!

This can happen at my place, your place, coffee shop, ect. I come and bring all your photos on my computer and you view them and decide which ones you LOVE and want to purchase. In my experience, this is best done with both you and the other person who makes decisions in your family are present.

Your amazing prints and products arrive straight to your door ready to go on your wall.



Custom Wall Art



Your Photo Experience

I've found that the best practice for my philosophy for photographing families is to encourage the printing of products rather than sharing files. Think "share photos not files".

I think that having our photos printed out and hung on the walls of our homes **helps us love and appreciate** those in our lives better.

I have also found that most people have good intentions about printing the digital images when they come with the session fee, but actually don't get around to it.

Also, both of us put a lot of work into the photo experience and I would much rather have our combined effort up on the wall of your house versus sitting on the computer to be lost among the 1000+ phone photos.

I also think that when we pass things down to our kids we will pass down our family photos that have been printed out versus what's on our phone or computer - by that time the technology that we have will probably be obsolete!

Having the constant reminder of our photos in our homes helps our kids remember they are important to us and helps them experience that mommy and daddy do love each other by the way they experience the love via the photos.

I look forward to creating special memories with you so that you can love and appreciate those in your life more!

-Kaitlin